

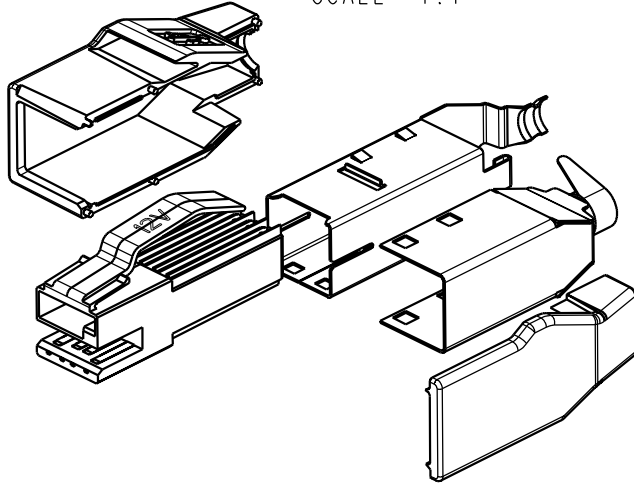
Tous droits strictement reserves. Reproduction ou communication a des tiers interdite sous quelque forme que ce soit sans autorisation ecrite du proprietaire. Propriete de c FCI. Droits de reproduction FCI.

All rights strictly reserved. Reproduction or issue to third parties in any form whatever is not permitted without written authority from the proprietor. Property of FCI. Copyright FCI.

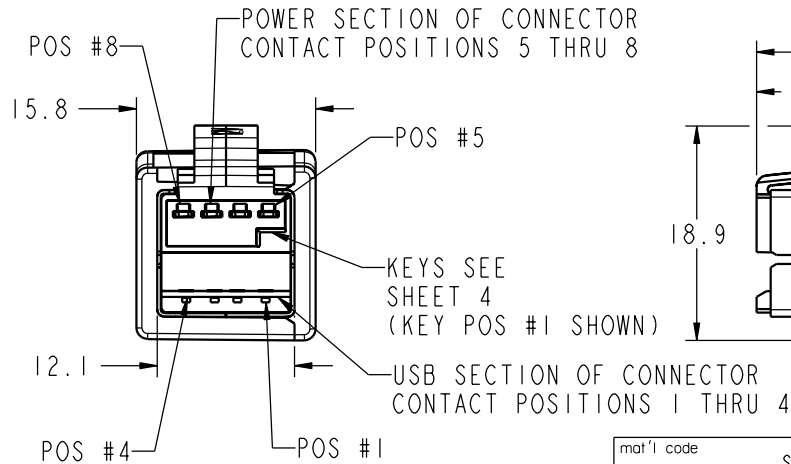


PRODUCT NUMBER
SEE TABLE

KIT PARTS
SCALE 1:1



12 VOLT KEY POSITION SHOWN SEE ADDITIONAL SHEETS FOR OTHER KEYING OPTIONS



MATERIALS	SPECIFICATIONS
SHELLS	HIGH STRENGTH COPPER ALLOY
HOUSINGS	THERMOPLASTIC UL94V-0 RATED
TERMINALS	HIGH STRENGTH COPPER ALLOY
COVERS	THERMOPLASTIC UL94V-0 RATED PEBBLE GRAY
PLATING	
SHELL	UNDERPLATE; 40 MICROINCHES Ni 100 MICROINCHES MIN TIN/LEAD
TERMINALS	UNDERPLATE; 40 MICROINCHES Ni CONTACT AREA; 30 MICROINCHES GXT TAIL AREA; 100 MICROINCHES TIN/LEAD
ELECTRICAL	
VOLTAGE RATING	USB; 5.25VDC, +POWER; 12VDC, 24VDC, 5VDC
DIELECTRIC WITHSTANDING VOLTAGE	750 VAC
INSUL. RESISTANCE	1000 MEG OHMS AT 500 VDC
CURRENT RATING	1.00A USB SECTION 3.00A POWER SECTION

mat'l code		SEE TABLE		tolerances unless otherwise specified		CUSTOMER		ELECTRONICS	
ltr	ecn no.	dr	date	linear	.X ±.3	COPY		www.fciconnect.com	
A	V80445	REM	03/31/98		.XX ±.13	projection		title	
B	V90533	LEV4	04/28/99		.XXX ±.051	⊕ ◀		USB+POWER PLUG KIT ASSEMBLY	
C	V91279	REM	5/25/99	angles	0° ±2°	MM		product family	
D	V91371	REM	06/11/99	dr	P. HSU 10/6/97	scale		USB	
E	V01062	RJR	06/11/00	engr	R. MACMULLIN 10/6/97	1:1		code	
F	V02279	RJR	12/19/00	chr	R. MACMULLIN 10/6/97			size	
G	T03-0023	WL	01/24/03	appd	R. MACMULLIN 10/6/97			dwg no	
sheet index		revision	G G F					A 74233	
		sheet	1 2 3					213 sheet 1 of 3	

1 | 2

Pro/E

3 |

cage code 22526

4

Tous droits strictement reserves. Reproduction ou communication a des tiers interdite sous quelque forme que ce soit sans autorisation ecrite du proprietaire. Propriete de c FCI. Droits de reproduction FCI.

All rights strictly reserved. Reproduction or issue to third parties in any form whatever is not permitted without written authority from the proprietor. Property of FCI. Copyright FCI.



A

A

A

B

B

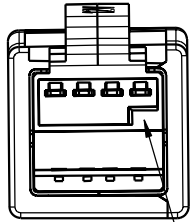
1 | 2

3 |

4

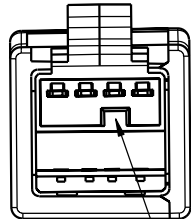
PRODUCT NUMBER
SEE TABLE

12V KEY POSITION
SCALE 3:2



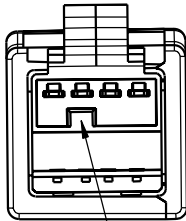
KEY POS. 1

24 KEY POSITION
SCALE 3:2



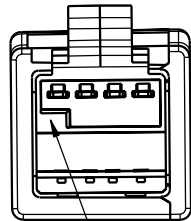
KEY POS. 2

5V KEY POSITION
SCALE 3:2



KEY POS. 3

UNASSIGNED KEY
SCALE 3:2



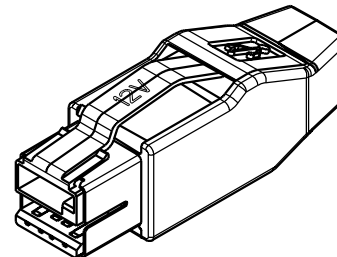
KEY POS. 4

ABOVE ASSEMBLIES ARE SHOWN ONLY FOR KEY INFORMATION, FOR ASSEMBLY INFORMATION AND DIMENSIONS SEE PREVIOUS SHEETS

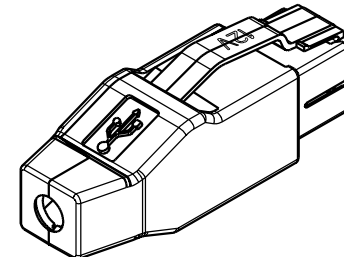
NOTES:

- DIMENSIONS AND TOLERANCES ARE IN ACCORDANCE WITH ASME Y14.5M, 1994.
- MATING SEQUENCE WHEN MATED WITH USB+POWER RECEPTACLE PRODUCT NUMBER 55917-XXX.

CONTACT NUMBER	PRODUCT DASH NUMBER			MATING SEQ.
	-1XX	-2XX	-3XX	
1	VCC	VCC	VCC	2
2	- DATA	- DATA	- DATA	3
3	+ DATA	+ DATA	+ DATA	3
4	GROUND	GROUND	GROUND	2
5	12V GROUND	24V GROUND	5V GROUND	2
6	12V	24V	5V	3
7	12V	24V	5V	3
8	12V GROUND	24V GROUND	5V GROUND	2
SHELL	SHIELD	SHIELD	SHIELD	1



SCALE 1:1



SCALE 1:1

mat'l code				SEE TABLE		tolerances unless otherwise specified		CUSTOMER		ELECTRONICS www.fciconnect.com	
ltr	ecn no.	dr	date	linear	.X ±.3	projection	COPY		title		
G					.XX ±.13				USB+POWER PLUG KIT ASSEMBLY		
				angles	.XXX ±.051				product family		code
				dr	0° ±2°	2:1		size		213	
				engr	P. HSU 10/6/97	A		dwg no		sheet	
				chr	R. MACMULLIN 10/6/97	74233		code		2 of 3	
				appd	R. MACMULLIN 10/6/97	22526		code			
sheet index	revision sheet										

1 | 2

3 |

4

Pro/E

code code 22526

Tous droits strictement reserves. Reproduction ou communication a des tiers interdite sous quelque forme que ce soit sans autorisation ecrite du proprietaire. Propriete de c FCI. Droits de reproduction FCI.

All rights strictly reserved. Reproduction or issue to third parties in any form whatever is not permitted without written authority from the proprietor. Property of FCI. Copyright FCI.



B

A

1 | 2

3 |

4

PRODUCT NUMBER	DESCRIPTION	VOLTAGE	COLOR	CABLE OD
74233-100	KEY POSITION 1	12V	TEAL	5.80±0.25
74233-101	KEY POSITION 1	12V	TEAL	5.10±0.25
74233-102	KEY POSITION 1	12V	TEAL	6.60±0.25
74233-200	KEY POSITION 2	24V	RED	5.80±0.25
74233-201	KEY POSITION 2	24V	RED	5.10±0.25
74233-202	KEY POSITION 2	24V	RED	6.60±0.25
74233-300	KEY POSITION 3	5V	*NATURAL	5.80±0.25
74233-301	KEY POSITION 3	5V	*NATURAL	5.10±0.25
74233-302	KEY POSITION 3	5V	*NATURAL	6.60±0.25

* NATURAL COLOR IS CREAM OFF WHITE

A

B

mat'l code				SEE TABLE		tolerances unless otherwise specified		CUSTOMER		ELECTRONICS www.fciconnect.com	
ltr	ecn no.	dr	date	linear	.X ±.3	projection		COPY		title	
F					.XX ±.13					USB+POWER PLUG KIT ASSEMBLY	
					.XXX ±.051					product family	
				angles	0° ±2°			scale		size	
				dr	P. HSU 10/6/97	N/A		A		dwg no	
				engr	R. MACMULLIN 10/6/97					74233	
				chr	R. MACMULLIN 10/6/97					sheet	
				appd	R. MACMULLIN 10/6/97					3 of 3	
sheet index	revision sheet										

1 | 2

Pro/E

3 |

cage code 22526

4