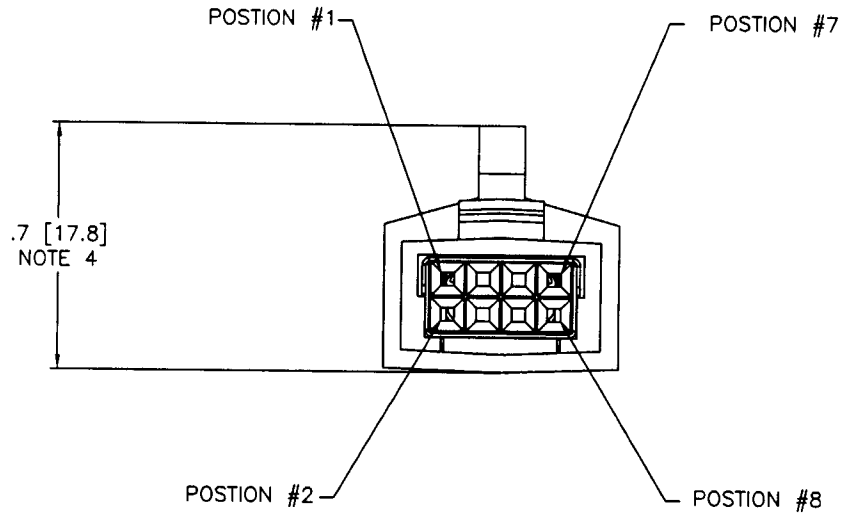
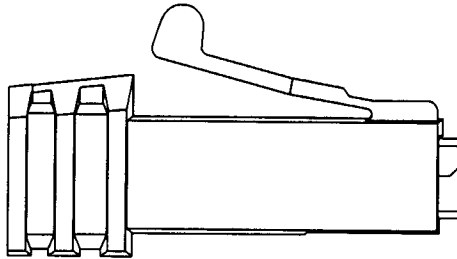
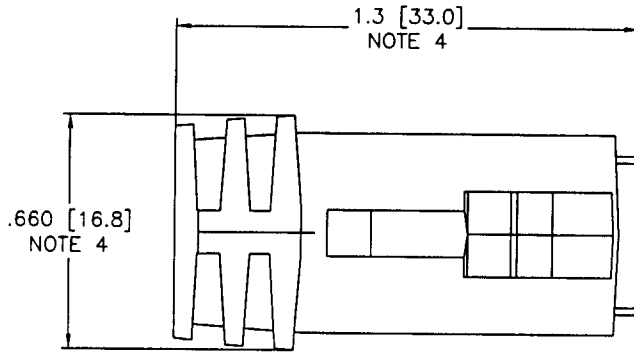


All rights strictly reserved. Reproduction or issue to third parties in any form whatever is not permitted without written authority from the proprietor. Property of FCI. Copyright FCI.

Tous droits strictement réservés. Reproduction ou communication à des tiers interdite sous quelque forme que ce soit sans autorisation écrite du propriétaire. Propriété de c FCI. Droits de reproduction FCI.



PRODUCT NO.
SEE SHT. 2



mat'l. code				tolerances unless otherwise specified				CUSTOMER COPY		Electronics www.fciconnect.com	
ltr	ecn no	dr	date	linear	.XX ±.01		projection	title			
A	V90622	CGC	3/4/99		.XXX ±.005			2x4 LATCH-N-LOK 360° SHIELDED			
B	V91818	RGD	8/12/99		.XXXX ±.0020			PLUG CONN. KIT W/O PV'S			
C	V92065	RGD	11/2/99	angles	0° ±2'			product family		code	
D	V01093	TFG	7/6/00	dr	G.CLEMENS	3/4/99		L -N- LOK		-	
				engr	B.BRUBAKER	3/4/99		size	dwg no	1 of 3	
				chr	B.BRUBAKER	3/4/99	scale	A 98028			
				appd	B.BRUBAKER	3/4/99	2:1				
sheet index	revision sheet	D	D	D							
		1	2	3							

cage code
22526

ACAD

PDM: Rev:D

STATUS: Released

Printed: May 18, 2002

Tous droits strictement réservés. Reproduction ou communication à des tiers interdite sous quelque forme que ce soit sans autorisation écrite du propriétaire. Propriété de c.FCI. Droits de reproduction FCI

All rights strictly reserved. Reproduction or issue to third parties in any form whatever is not permitted without written authority from the proprietor. Property of FCI. Copyright FCI



98028-WXYZ

Z key position

1	POSITION 1
2	POSITION 2
3	NO KEY

XY color

01	LT. GRAY
02	OFF WHITE
03	DK. GRAY
04	BLACK
05	SLATE GRAY
06	D. GRAY
07	SILVER GRAY
08	PEARL WHITE
09	PEBBLE GRAY

W cable o.d.

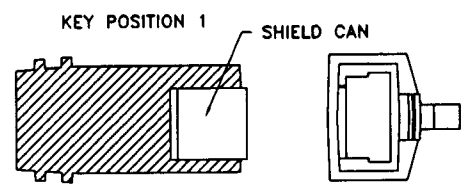
7	.250/6.35
8	.280/7.11

EXAMPLE

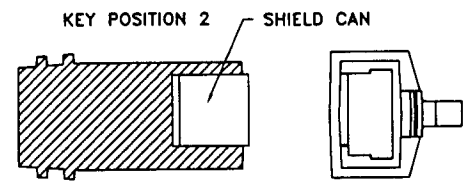
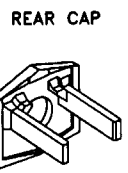
98028-7013: IS A 2X4 REAR EXIT PLUG IN LIGHT GRAY WITH A CABLE EXIT HOLE SIZE OF .250[6.35] CABLE RANGE, WITH NO KEYING OPTION.

mat'l. code				tolerances unless otherwise specified				CUSTOMER COPY		Electronics www.fciconnect.com	
ltr	ecn no	dr	date	linear	.XX ±.01			projection	title		
D					.XXX ±.005				2x4 LATCH-N-LOK 36° SHIELDED		
					.XXX ±.0020				PLUG CONN. KIT W/O PV'S		
				angles	0° ±2'			 INCH/MM scale 2:1	product family L -N- LOK		code
				dr	G.CLEMENS	3/4/99	size		dwg no		
				enr	B.BRUBAKER	3/4/99	A		98028		
				chr	B.BRUBAKER	3/4/99			sheet		
				appd	B.BRUBAKER	3/4/99			2 of		
sheet index	revision sheet										

VIEWS OF BOTTOM OF PLUG

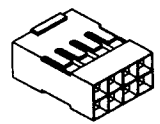


MATES WITH P/N 74355-XY1
MATES WITH P/N 87316-XY1

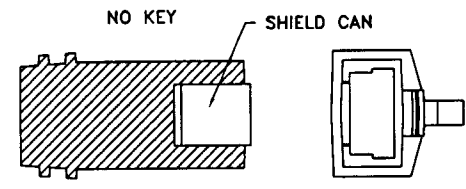
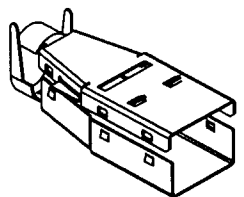


MATES WITH P/N 74355-XY2
MATES WITH P/N 87316-XY2

MINI LATCH HOUSING

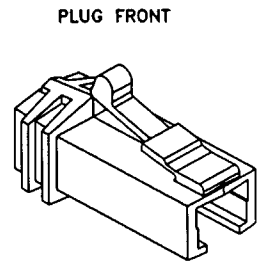


TOP SHIELD



MATES WITH P/N 74355-XY
MATES WITH P/N 87316-XY

BOTTOM SHIELD



PLUG FRONT

NOTES:

- EACH KIT CONTAINS ONE OF EACH OF THE FOLLOWING COMPONENTS
LATCH -N- LOK PLUG
LATCH -N- LOK END CAP
MINI LATCH HOUSING
360° SHIELD CANS.
- COMPONENTS ARE BULK PACKAGED WITH 100 pcs. OF A COMPONENT PER BAG. PV'S MUST BE ORDERED SEPERATELY.
- MATERIALS USED: PLUGS AND CAPS ARE MOLDED IN POLYCARBONATE. THE MINI LATCH HOUSINGS ARE MOLDED IN NYLON. COLOR IS BLACK. THE SHIELD CAN IS 3/4 HARD BRASS PLATED WITH 2.5um MIN. BRIGHT TIN. 1.0um MIN. NICKEL UNDERPLATE.
- DIMENSIONS ARE APPROXIMATE AND REFLECT PLUG IN UNLATCHED STATE.

mat'l. code		tolerances unless otherwise specified		CUSTOMER COPY		 www.fciconnect.com	
ltr	ecn no	dr	date	linear	.XX ±.01	projection	
D					.XXX ±.005		
				angles	.XXX ±.0020		product family L -N- LOK size code
				dr	0° ±2°		
				engr	G.CLEMENS 3/4/99		
				chr	B.BRUBAKER 3/4/99		
				appd	B.BRUBAKER 3/4/99		
sheet index	revision sheet						

Tous droits strictement reserves. Reproduction ou communication a des tiers interdite sous quelque forme que ce soit sans autorisation ecrite du propriétaire. Propriete de c FCI. Droits de reproduction FCI.

All rights strictly reserved. Reproduction or issue to third parties in any form whatsoever is not permitted without written authority from the proprietor. Property of FCI. Copyright FCI.

